



Item: _____

Quantity: _____

Project: _____

Heavy Duty Char Rock Broiler

Models: RCB-18 **RCB-24** RCB-30 RCB-36 RCB-48 RCB-60



RCB-36

Gas Type: Natural LP

Elevation (if above 2000 ft.): _____

Options and Accessories

- Diamond grate
- Stainless Steel Equipment Stand
 - Knock Down All Welded

Size

- 18" 24" 30" 36" 48" 60" 72"
- 5" swivel casters (set of four - 2 locking)
- 5" swivel casters (set of six - 3 locking) (60" and 72" stands)

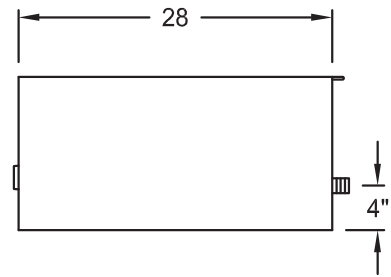
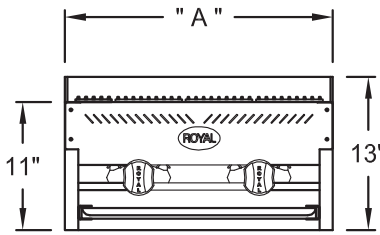
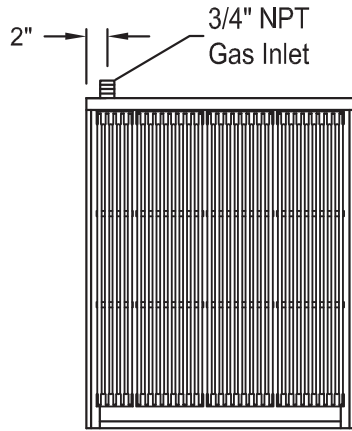
Standard Features

- Full width, removable stainless steel crumb pan for easy cleaning
- Compact heavy gauge chassis for long life
- Stainless steel sides and front valve cover
- Double wall panels for cooler sides
- All welded 14 gauge fire box supports char rock grates
- "H" type cast iron burner rated at 40,000 BTU/hr each
- Individually adjustable burners with manual controls
- Heavy duty cast iron bottom grates
- Cast iron top grates in flat or incline position
- Stainless steel tubing for pilots



2 YEAR LIMITED, PARTS AND LABOR WARRANTY

Heavy Duty Char Rock Broiler



Model Number	Width (A)	Number of Burners	Total BTU	Ship Weight
RCB-18	18"	1	40,000	240 lbs.
RCB-24	24"	2	80,000	262 lbs.
RCB-30	30"	3	120,000	309 lbs.
RCB-36	36"	3	120,000	383 lbs.
RCB-48	48"	4	160,000	441 lbs.
RCB-60	60"	5	200,000	498 lbs.

Gas Connection:

3/4" NPT on the right hand rear of the appliance.
The pressure regulator (supplied) is to be connected by the installer.

Specify type of gas and altitude, if over 2,000 feet, when ordering.

Gas Pressure:

5" W.C.	Natural Gas
10" W.C.	Propane

Clearances: For installation in non combustible locations only

	Combustible	Non-Combustible
Rear	N/A	0"
Sides	N/A	0"

Due to continuing product development to ensure best possible performance, these specifications are subject to change without prior notification.

Royal Range of California, Inc.
3245 Corridor Dr. • Eastvale, CA 91752 • (800) 769-2414 • (951) 360-1600
Fax: (951) 360-7500 • www.royalranges.com • sales@royalranges.com